



Data Day 2015

Worcester Regional Research Bureau, Inc.
Timothy J. McGourthy, Executive Director
500 Salisbury Street
Worcester, MA 01609
www.wrrb.org

Mission

The Research Bureau serves the public interest of the Greater Worcester region by conducting independent, non-partisan research and analysis of public-policy issues to promote informed public debate and decision-making.



The Research Bureau

What We Do

- Gather Data
- Identify and Analyze Issues
- Craft Public Policy Recommendations
- Educate the Public and Government Officials
- Advocate for Good Government



The Research Bureau

Research Agenda

Demographics

Administration

Finance

Economic Development

Public Safety

Education/Youth Development

Role of Citizens

Role of Business

Role of Non-Profits

Special Topics



The Research Bureau

2014/2015 Reports & Forums

- Charter Change
- City Manager Search Process
 - Civic Engagement
 - Demographics
 - Education Funding
 - Education Standards
 - Municipal Budget
 - OPEB
- Public Health & Infectious Disease
- Role of Private Institutions in Community Development
 - Talent Retention
 - Urban Renewal



The Research Bureau

Thomas S. Green Public Service Awards

- “Unsung Heroes”
- 100 Public Servants Honored Since 1987
- 2015 Winners:
 - Patricia Bruchmann, City of Worcester Department of Public Health
 - Pamela Callahan, City of Worcester Department of Human Resources
 - Michael Ferguson, City of Worcester Department of Public Works and Parks
 - Michael Lyons, Worcester Public Schools
 - James Robbins, Town of Westborough Planning Department



The Research Bureau

Worcester Almanac

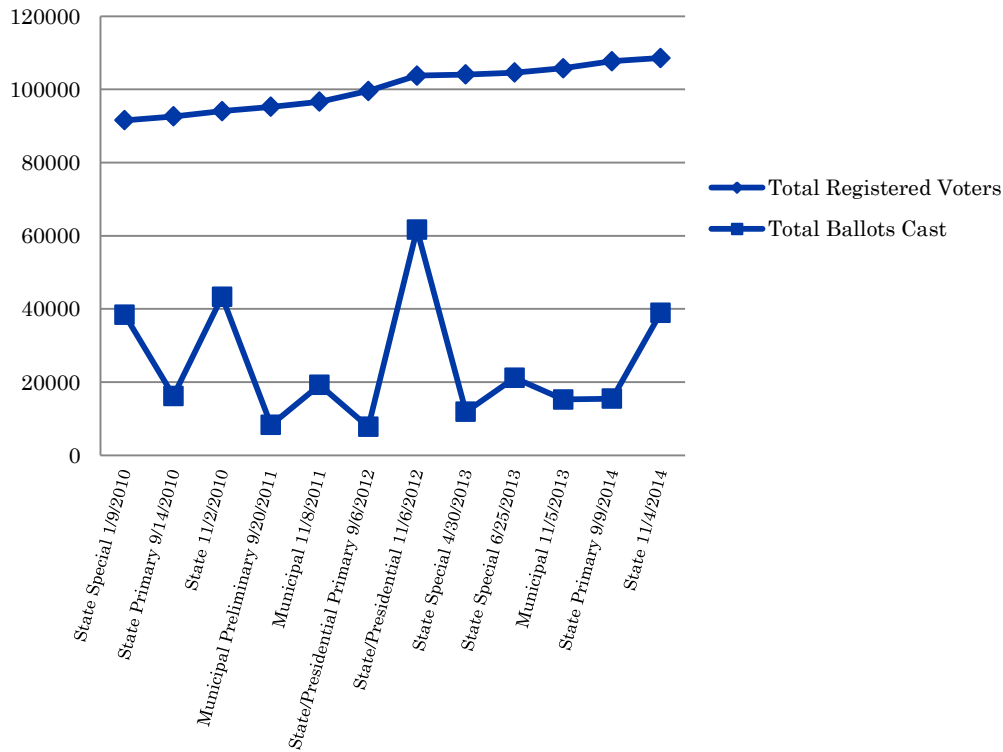
Baseline Data of Worcester & Region

- Government
- Demographics & Economy
 - Health
 - Education
 - Public Safety
 - Transportation
- Arts, Culture & Sports
 - Weather

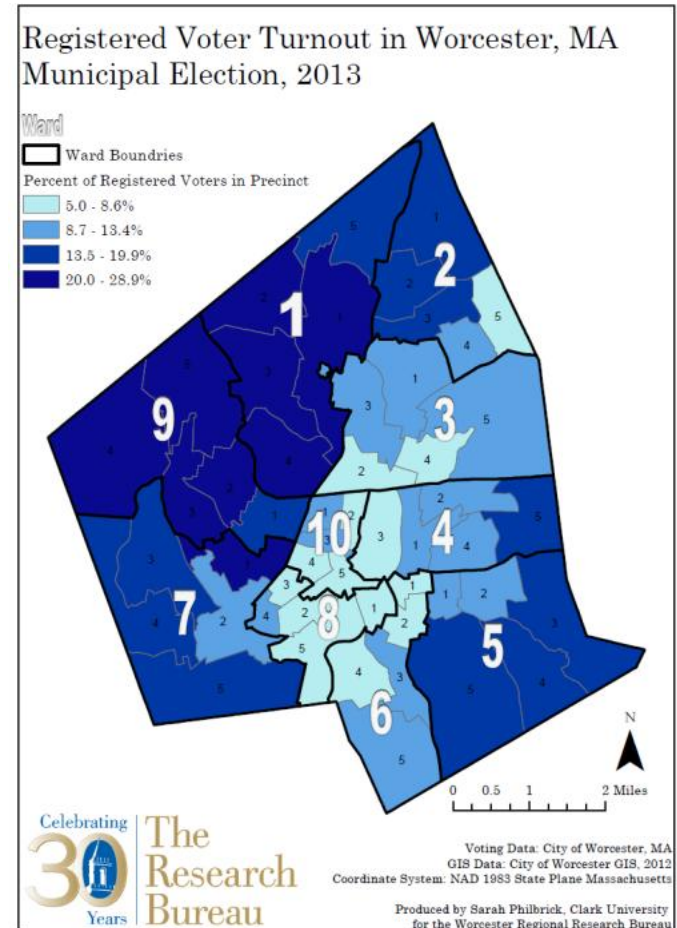


The Research Bureau

Government

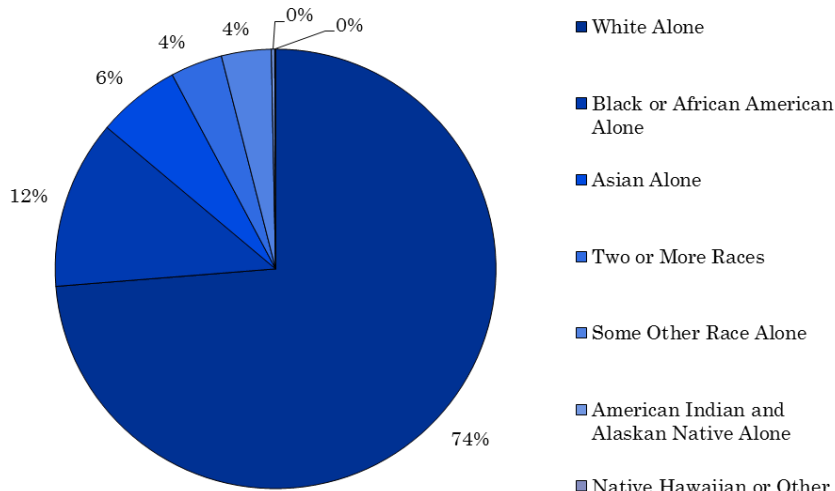


Source: Massachusetts Secretary of State and City of Worcester Elections Division.



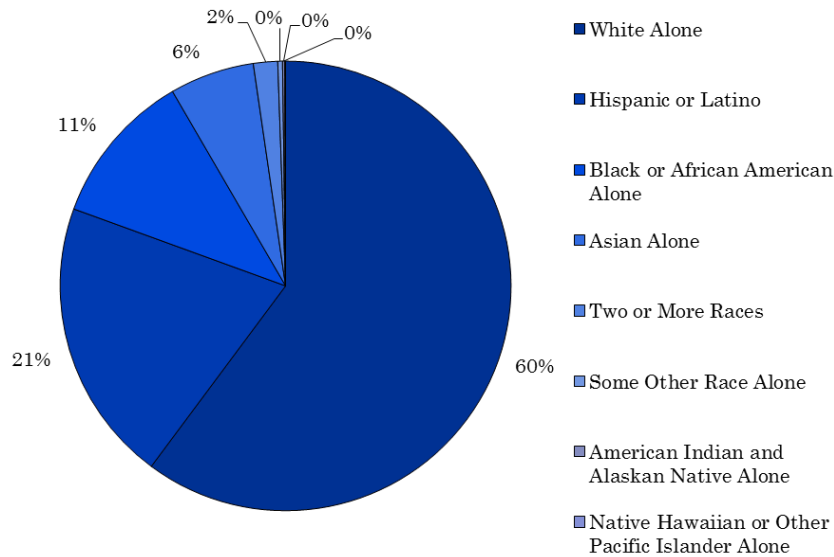
Demographics

Worcester Population by Race, 2013



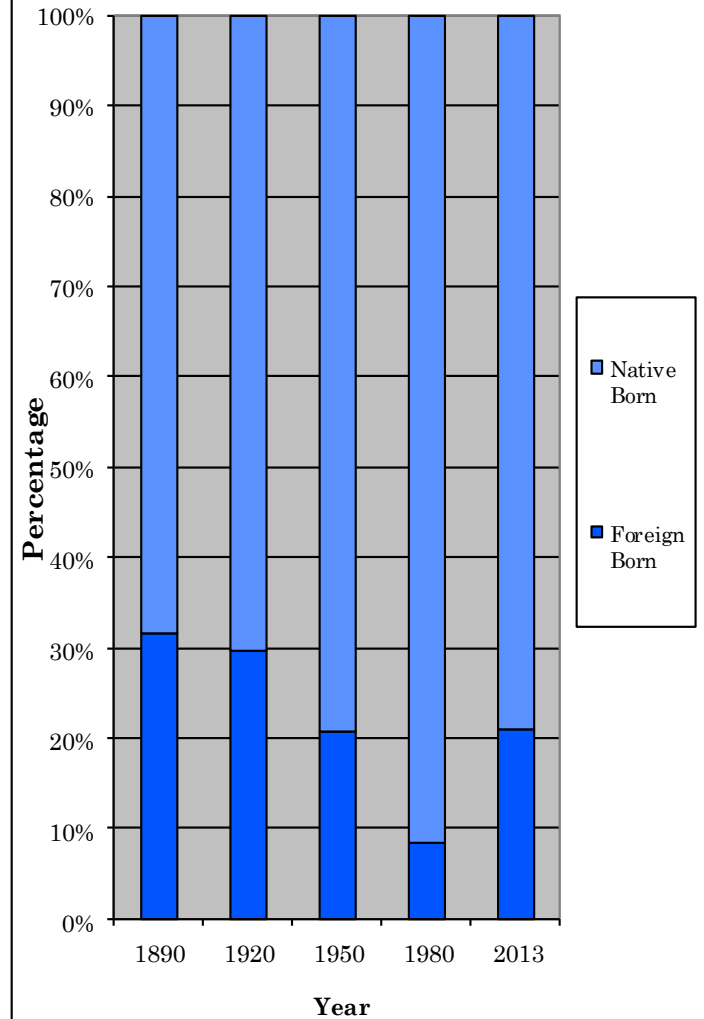
Source: U.S. Census Bureau, 2009-2013 5-Year American Community Survey.

Worcester Population by Race & Ethnicity, 2013

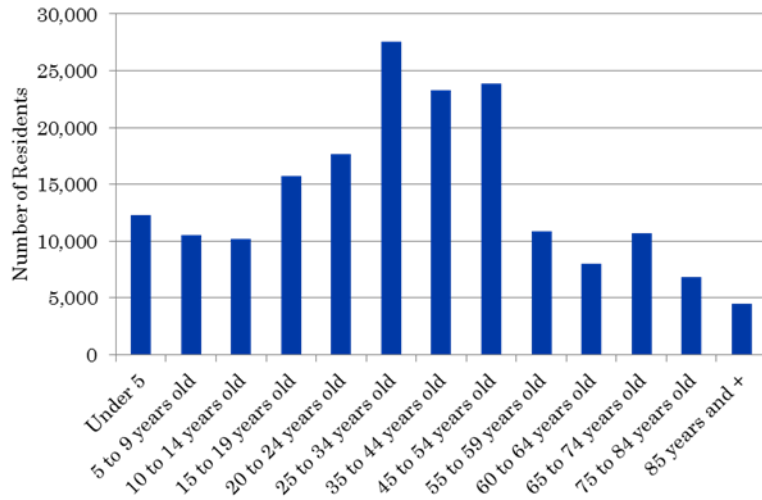


Source: U.S. Census Bureau, 2009-2013 5-Year American Community Survey.

Percentage of Foreign-Born Residents by Year



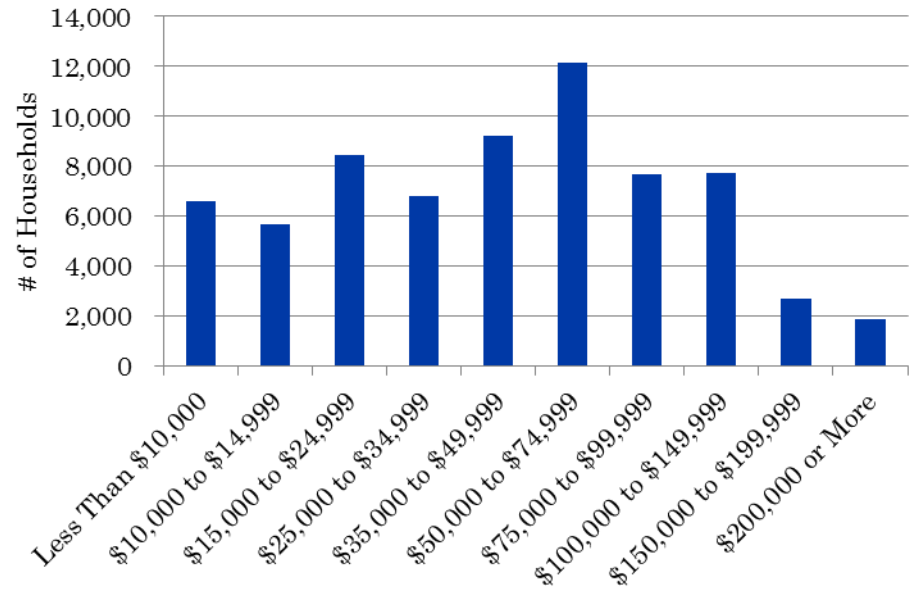
Worcester Population by Age, 2013



Source: U.S. Census Bureau, 2009-2013 5-Year American Community Survey.

Demographics

City of Worcester Household Income, 2013



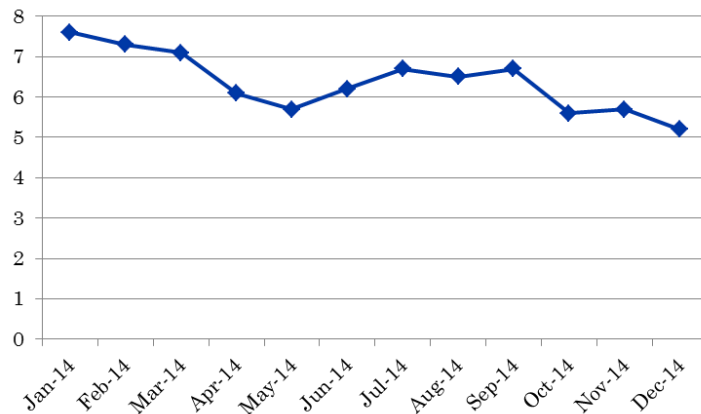
Source: U.S. Census Bureau, 2009-2013 5-Year American Community Survey.

Economy

Worcester Economic Indicators, 2014	
Month	Worcester Economic Index
January	102.6
February	102.9
March	103.3
April	103.6
May	104.1
June	104.6
July	105.2
August	105.5
September	105.6
October	105.7
November	105.8
December	106.1

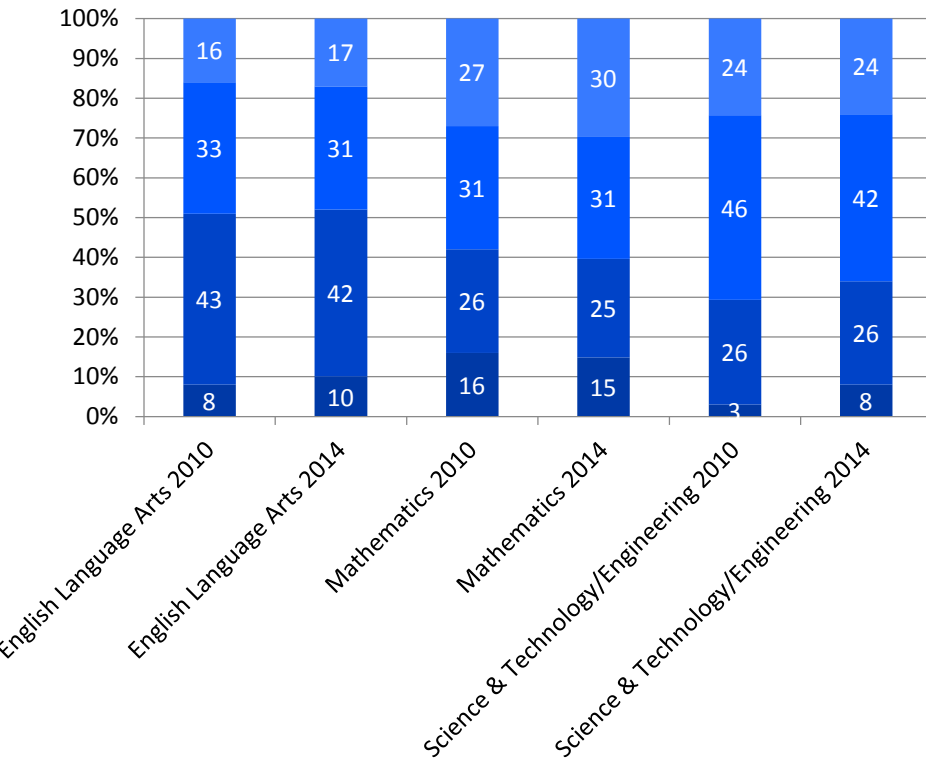
The quarterly Worcester Economic Indicators Report, developed by Thomas White, Chair of the Economics and Global Studies department at Assumption College, measures the health of the City of Worcester's economy using three variables: nonfarm payroll data, total household employment, and the unemployment rate. The base year is January 2001 (January 2001 = 100).

Worcester Metropolitan Statistical Area
Unemployment Rate, 2014



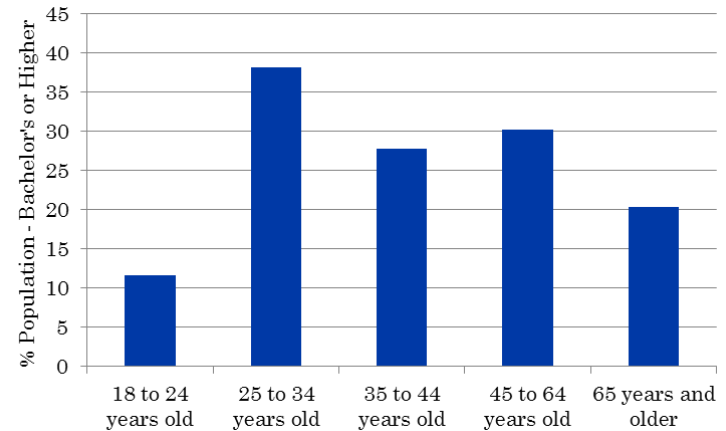
Employment in Worcester	
Industry, Population Over 16 Employed	2013
Agriculture, Forestry, Fishing, Hunting, and Mining	167
Construction	3,413
Manufacturing	9,359
Wholesale Trade	2,140
Retail Trade	9,978
Transportation and Warehousing and Utilities	3,483
Information	1,602
Finance and Insurance, and Real Estate and Rental and Leasing	4,119
Professional, Scientific, and Management, and Administrative and Waste Management Service	7,356
Educational Services, Health Care, Social Assistance	27,380
Arts, Entertainment, Recreation, Accommodation Services	6,828
Public Administration	3,403
Other Services	4,283

Education

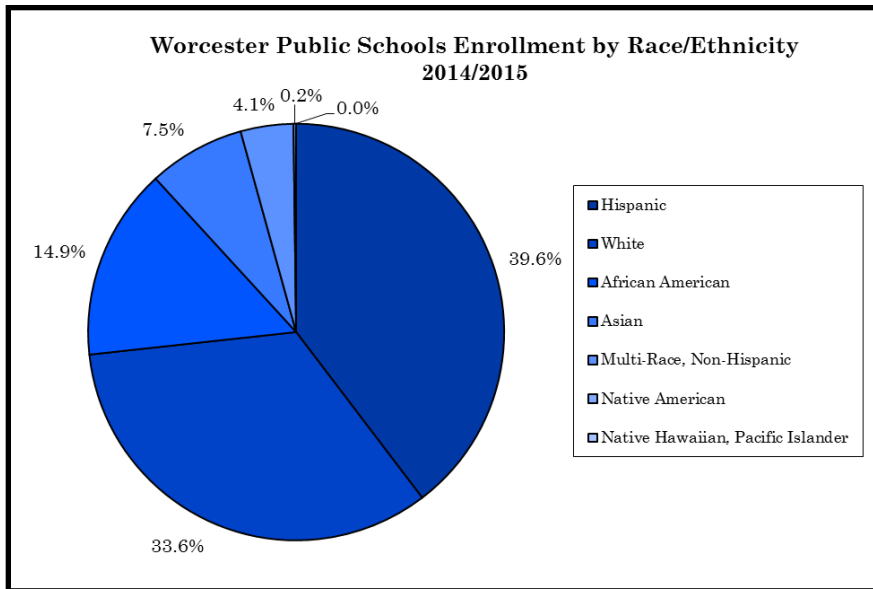


- Warning/Failing
- Need Improvements
- Proficient
- Advanced

City of Worcester Population with Bachelor's Degree or Higher by Age, 2013

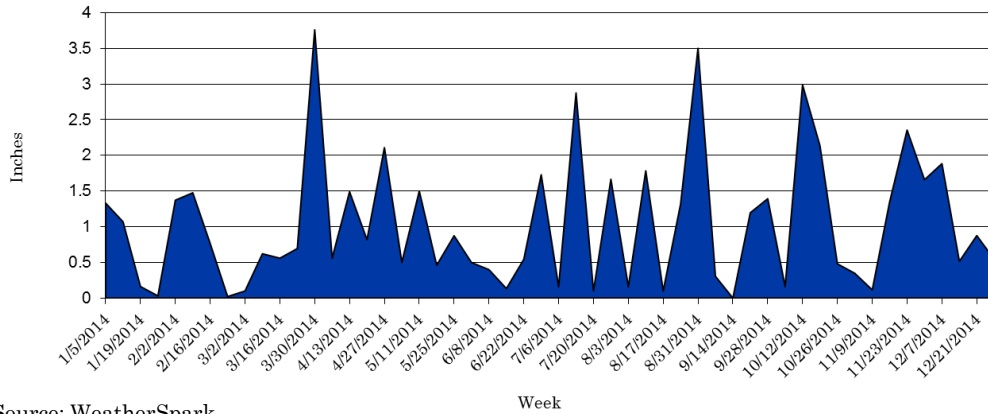


Source: U.S. Census Bureau, 2009-2013 5-Year American Community Survey.



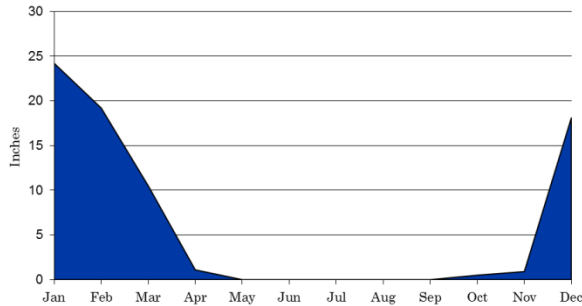
Source: Massachusetts Department of Elementary & Secondary Education.

Average Precipitation in Worcester by Week, 2014




Source: WeatherSpark.

Average Monthly Snowfall in Worcester, 2014

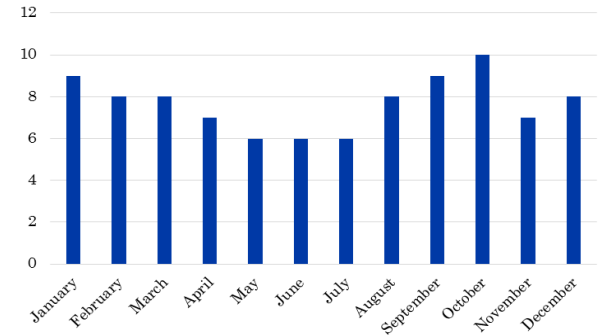


Source: National Oceanic & Atmospheric Administration.

Weather



Number of Clear Days by Month in Worcester, 2014

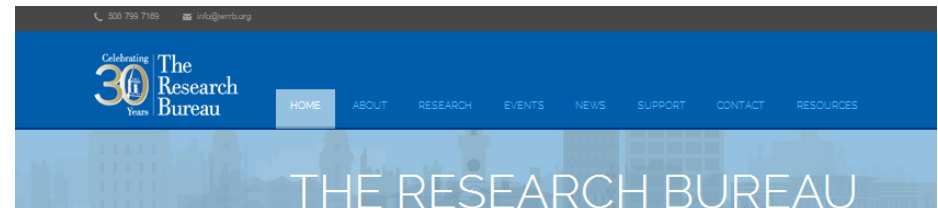


Source: National Oceanic & Atmospheric Administration.

Contact Us

Timothy J. McGourthy
Executive Director
tmcgourthy@wrrb.org
508-799-7169

Website: www.wrrb.org
Facebook: The Research Bureau
Twitter: @WRRBureau



Check out the recipients of

Promoting Informed Debate and Decision-Making through Public Policy Research

The Worcester Regional Research Bureau serves the public interest of Greater Worcester by conducting independent, non-partisan research and analysis of public policy issues to promote informed public debate and decision-making. For nearly thirty years, The Research Bureau has worked to protect the public interest in Greater Worcester by identifying issues, investigating impacts, and educating the public and government officials of opportunities and best practices.

"A nation may establish a system of free government, but without the spirit of municipal institutions it cannot have the spirit of liberty."

Alexis deTocqueville, *Democracy in America*

We invite you to join our ongoing free and open to the public series, "*The Fairman Cowan Collegiate Lecture Series: The Intellectual Capital of Worcester*"

Latest Events

[Dipping Into the Common Core, Ed](#)

[Public Health in the News: Central](#)

[Off Campus: Institutional Neighbors](#)